

E1231XX1H1

Part number	E1231XX1H1
Structure	Vertical
Actuator configuration	Optional
Actuator length	Optional
Number of detent	Optional

Number of pulse	Optional
Push-on switch	With
Travel of push-on switch	0.5mm
Operating temperature range	-40°C~+85°C

Electrical characteristics

Ratings	1mA 5V DC
Output signal	Two phase A and B
Max./min. operating current (Resistive load)	10mA/1mA
Insulation resistance	100M Ω min., 250V DC
Voltage proof	300V AC for 1 min. or 360V AC for 2s

Mechanical characteristics

Rotational torque	10 \pm 7mN.m
Push-pull strength	100N

Push-on switch specifications

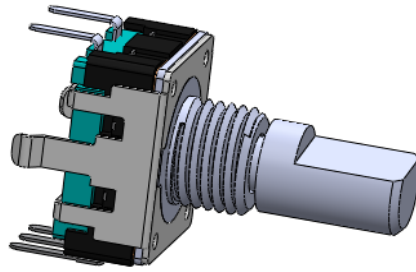
Contact arrangement	Single pole single throw (Push-on)
Travel	0.5 \pm 0.3mm
Operating force	5 \pm 1.5N
Ratings	0.1A 5V DC (500 μ A 5V DC min. ratings)
Contact resistance (Initial performance/After lifetime)	100m Ω max./200m Ω max.
Operating life	30,000 cycles

Durability
MOQ

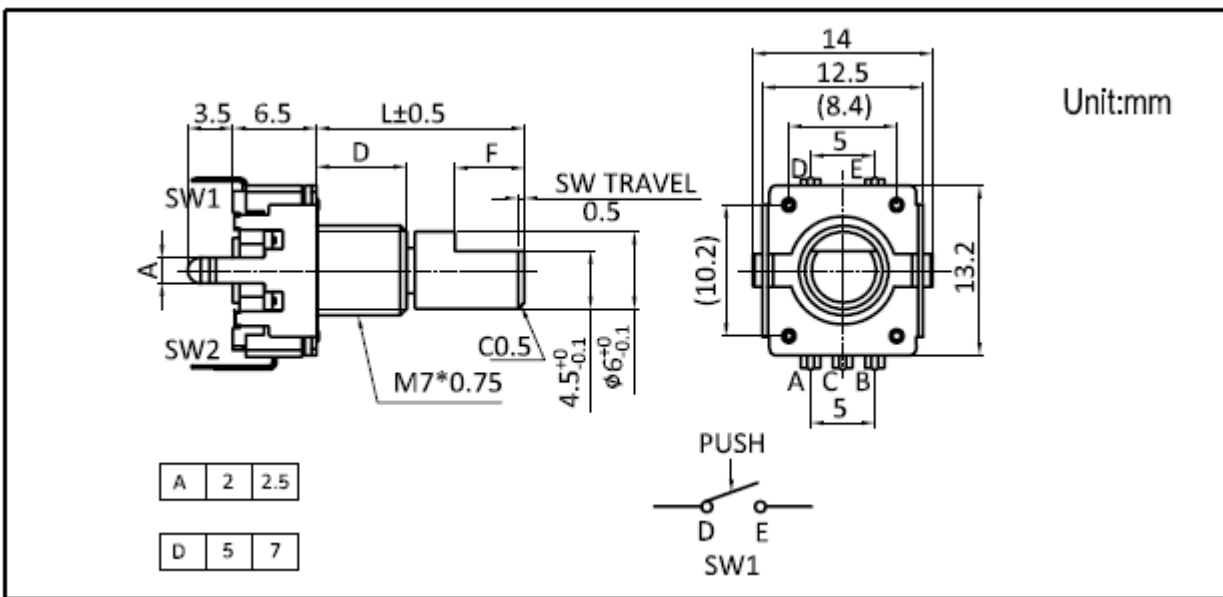
Operating life

30,000 cycles
1,000pcs

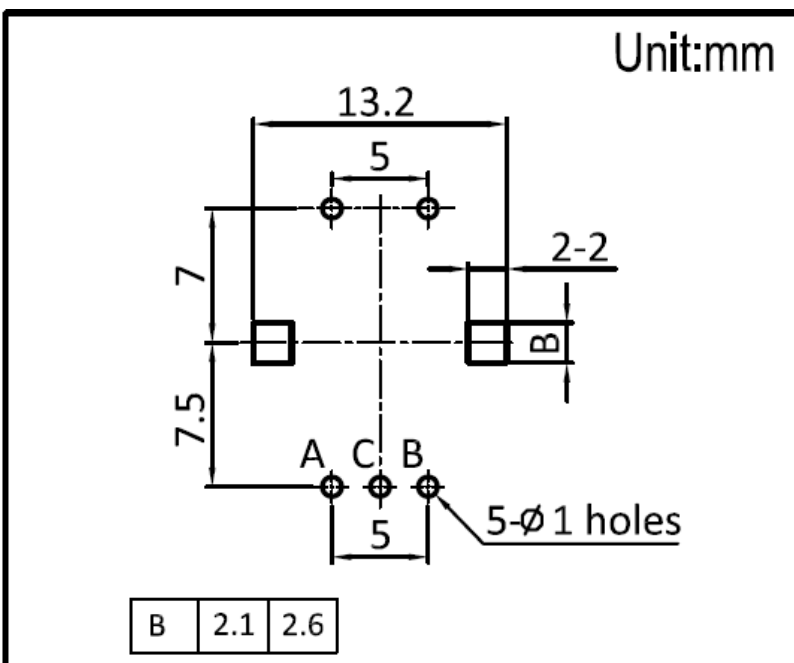
Photo



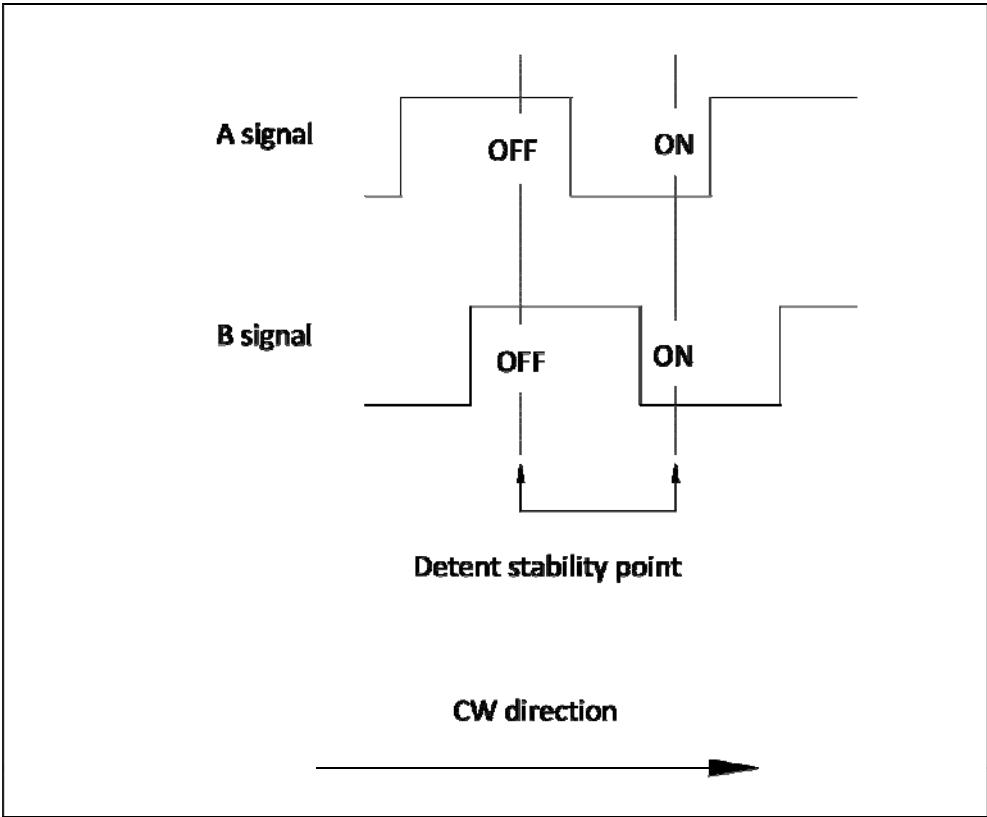
Dimensions




Mounting Hole Dimensions



Output Wave



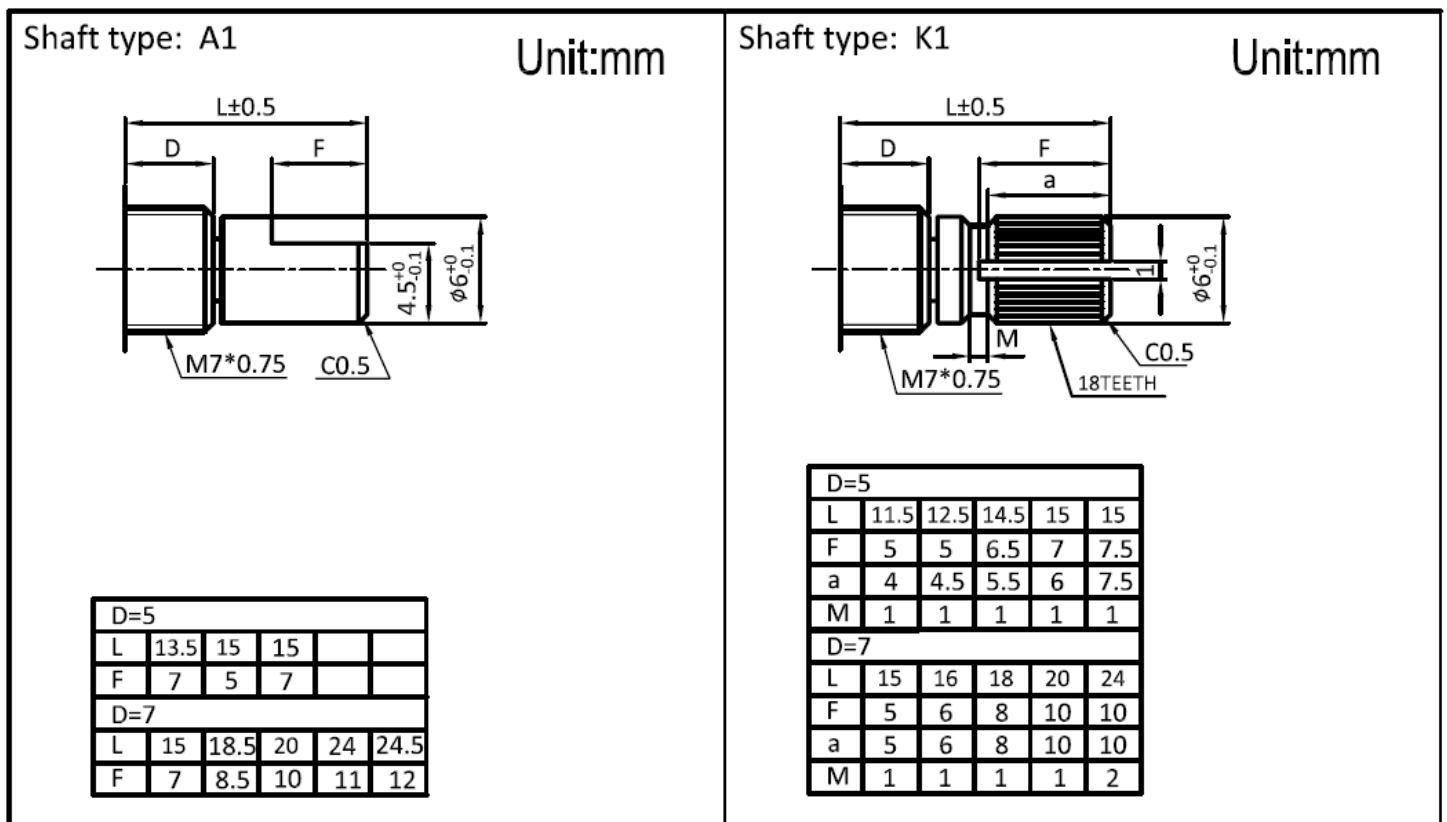
Sliding Noise



Pulse and Detent Options

Pulse	Detent	Direction
12	12	F
	24	F
24	24	F

Shaft and Shaft Length Options



Packing specifications

Quantity per carton 2.000pcs
Packing method Foam box
Carton dimension 460X285X310mm

Soldering conditions

Wave soldering

Soldering surface temperature 100°C max.
Heating time 2 min. max.
Soldering temperature 260°C ±5°C max.
Soldering time 5 ±1s
No. of solders 2 time max.

Hand soldering

Tip temperature 350°C max.
Soldering time 3s max.
No. of solders 1 time