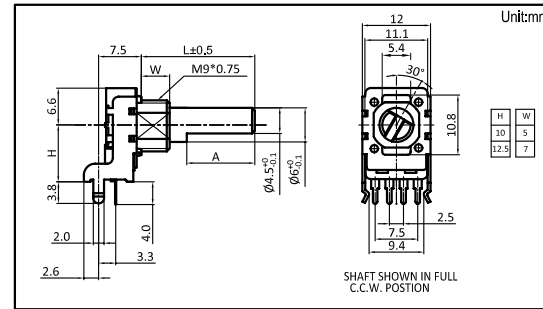
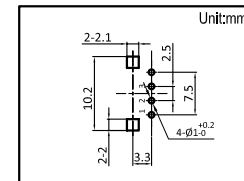


Part number	R11101NOACV1	
Number of resistor elements	Single-unit	
Mounting direction	Horizontal	
Bushing fixing method	Screw	
Shaft type	Optional	
Shaft length	Optional	
Center detent	<input type="checkbox"/> None <input type="checkbox"/> 1CC	
Total resistance	500Ω~1000KΩ	
Resistance taper	Optional	
Operating temperature range	-10℃~+70℃	
Electrical characteristics	Total resistance tolerance	<input type="checkbox"/> ±20% <input type="checkbox"/> Other
	Rated power	0.05W
	Max. operating voltage	50V AC,20V DC
	Residual resistance	20Ω max
	Sliding noise	less than 150mV
	Insulation resistance	100MΩmin,250V DC
	Voltage proof	250V AC for 1minute
Mechanical characteristics	Total rotational angle	300°±5°
	Rotational torque	3~45mN.m
	Stopper strength	0.5N.m
	Push-pull strength	80N max
Vibration	10 to 55 to 10Hz/min., amplitude is 1.5mm for all the frequencies, in X, Y and Z directions and for 2 hours respectively	
Durability	Operating life	15, 000 cycles
MOQ	1000PCS	

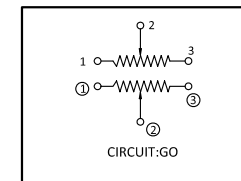
Dimensions



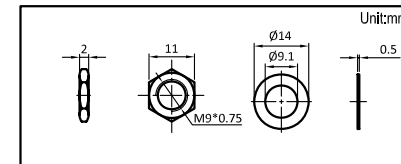
Mounting Hole Dimensions



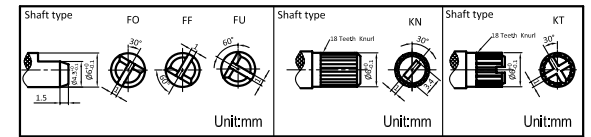
Circuit Diagram



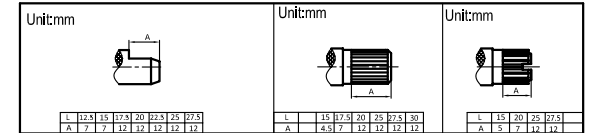
Screw Dimensions



Shaft Options



Shaft Length Options



Resistance Taper Options

A Taper	B Taper	C Taper	MN
05 A	1 B	05 C	M
10 A	2 B	10 C	N
15 A	3 B	15 C	
20 A	4 B	20 C	
25 A		25 C	
30 A		30 C	