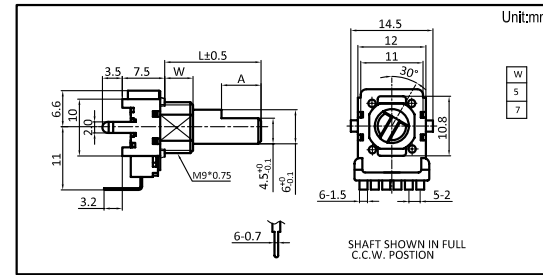
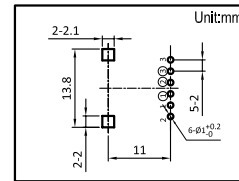


Part number	R11101GOBCH1	
Number of resistor elements	Dual -unit	
Mounting direction	Vertical	
Shaft type	Optional	
Shaft length	Optional	
Center detent	<input type="checkbox"/> None <input type="checkbox"/> 1CC	
Total resistance	500Ω~1000KΩ	
Resistance taper	Optional	
Operating temperature range	-10°C~+70°C	
Electrical characteristics	Total resistance tolerance	<input type="checkbox"/> ±20% <input type="checkbox"/> 其它
	Rated power	0.05W
	Max. operating voltage	50V AC,10V DC
	Residual resistance	20Ω max
	Sliding noise	less than 100mV
	Gang error	-40~0dB ±3dB
	Insulation resistance	100MΩmin,250V DC
Mechanical characteristics	Voltage proof	300V AC for 1minute
	Total rotational angle	300°±5°
	Rotational torque	5~45mN.m
	Stopper strength	0.5N.m
Durability	Push-pull strength	80N max
	Vibration	10 to 55 to 10Hz/min., amplitude is 1.5mm for all the frequencies, in X, Y and Z directions and for 2 hours respectively
MOQ	Operating life	15, 000 cycles
		1000PCS

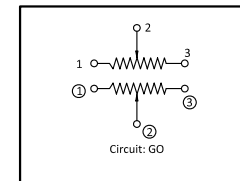
#### Dimensions



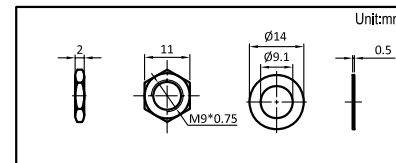
#### Mounting Hole Dimensions



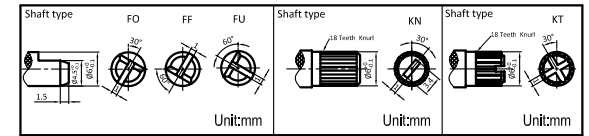
#### Circuit Diagram



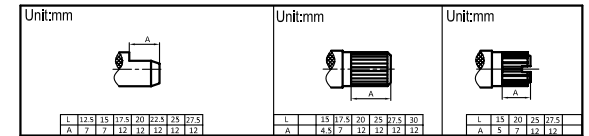
#### Screw Dimensions



#### Shaft Options



#### Shaft Length Options



#### Resistance Taper Options

A Taper	B Taper	C Taper	MN
05 A	1 B	05 C	M
10 A	2 B	10 C	N
15 A	3 B	15 C	
20 A	4 B	20 C	
25 A		25 C	
30 A		30 C	