Part number		R09901GOXCV1
Number of resistor elements		Dual -unit
Mounting direction		Horizontal
Shaft type		Optional
Shaft length		Optional
Center detent		☐None ☐1CC ☐Other
Total resistance		500Ω~1000KΩ
Resistance taper		Optional
Operating temperature range		-10℃~+70℃
Electrical characteristics	Total resistance tolerance	☐ ±20% ☐ 其它
	Rated power	0.05W
	Max. operating voltage	50V AC,10V DC
	Residual resistance	20Ω max
	Sliding noise	less than 100mV
	Gang error	-40~0dB ±3dB
	Insulation resistance	100MΩmin,250V DC
	Voltage proof	300V AC for 1minute
Mechanical characteristics	Total rotational angle	300°±5°
	Rotational torque	2~25mN.m
	Stopper strength	0.5N.m
	Push-pull strength	80N max
	Vibration	10 to 55 to 10Hz/min., amplitude is 1.5mm for all the frequencies, in X, Y and Z directions and for 2 hours respectively
Durability	Operating life	15，000 cycles
MOQ		1000PCS

Dimensions

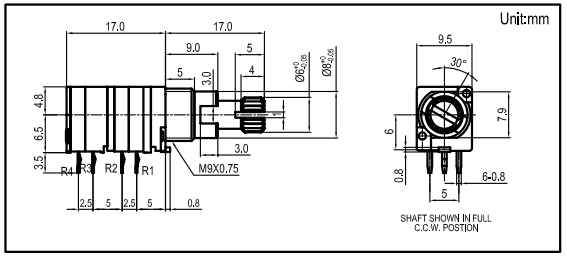

Shaft Options

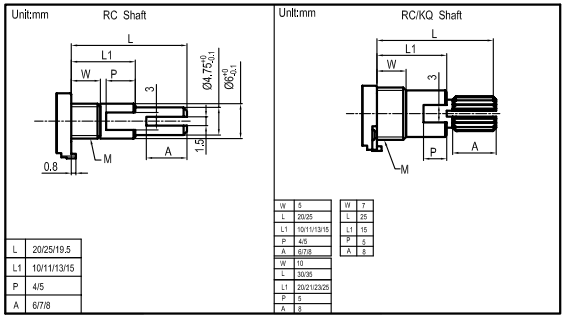

L	20/25/19.5
L1	10/11/13/15
P	4/5
A	6/7/8

W	5
L	20/25
L1	10/11/13/15
P	4/5
A	6/7/8
W	10
L	30/35
L1	20/21/23/25
P	5
A	8

W	7
L	25
L1	15
P	5
A	8

Mounting Hole Dimensions

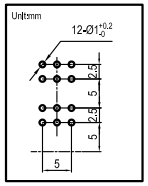

Circuit Diagram

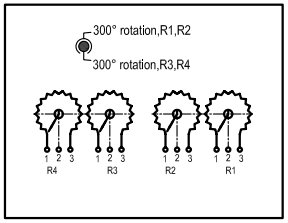

Resistance Taper Options

A Taper	B Taper	C Taper	MN
05 A	1 B	05 C	M
10 A	2 B	10 C	N
15 A	3 B	15 C	
20 A	4 B	20 C	
25 A		25 C	
30 A		30 C	

Control Panel Dimensions

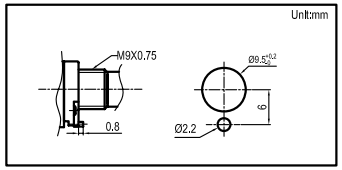
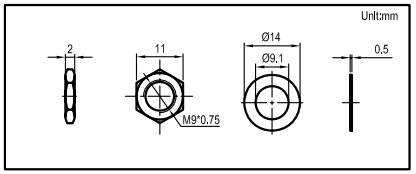
M9 Screw Dimensions